

1. Project No. : PT180314
2. Project time : 2018年
3. Location : Jamaica
4. Area : 869m²
5. Solution : steel structure
6. Usage : Office building
7. Features of the project:
The steel structure building located in the hurricane and earthquake zones requires very high wind resistance and seismic performance



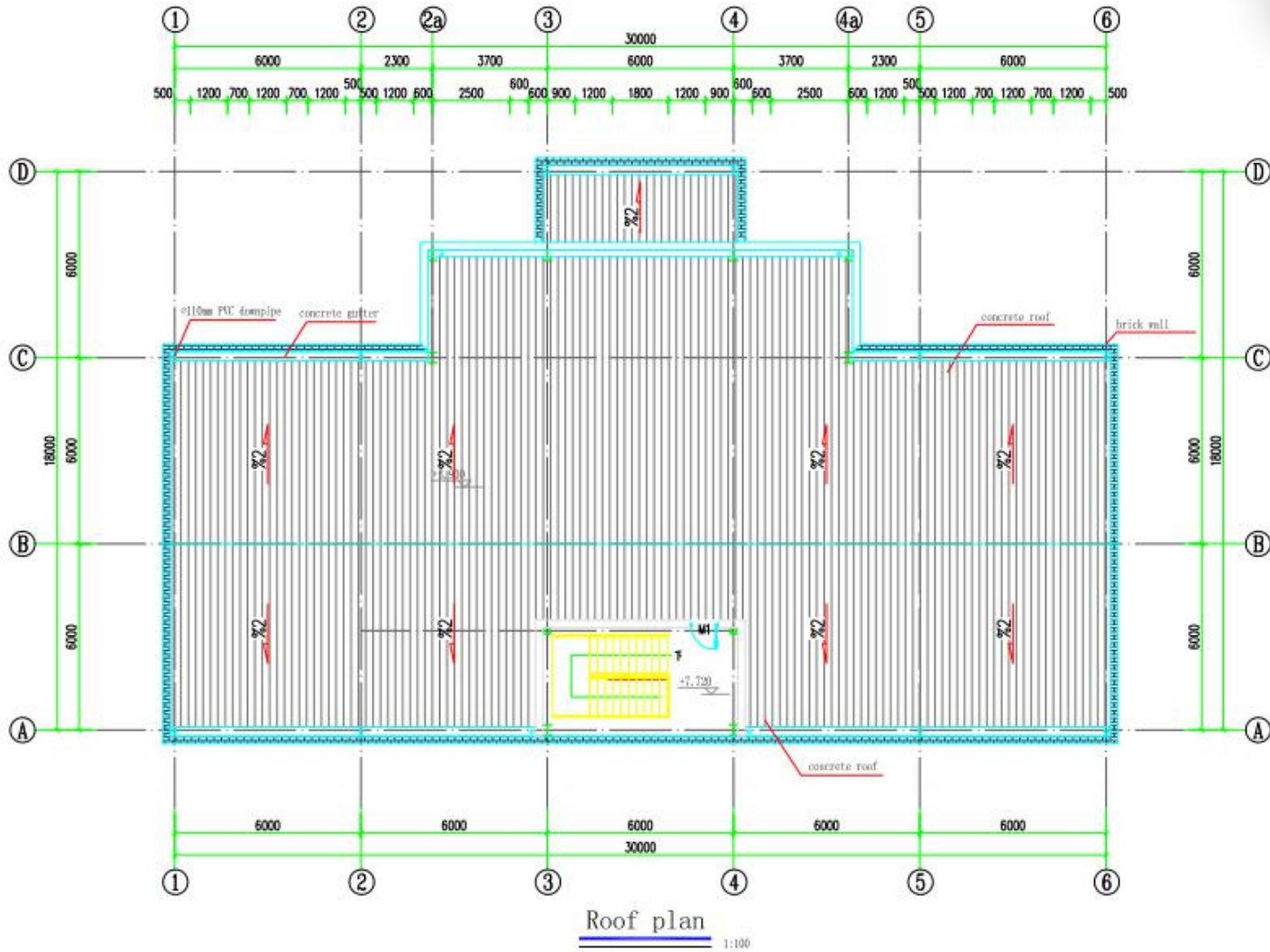
Design



PTH has more than 100 R&D technical engineers, providing customized design services. Using the relevant information data of the construction project as the basis of the model, the building model is established, and the real information of the building is simulated through digital information simulation. At present, we have completed the research and development of the Revit family library of various products of the company, which makes our design efficiently, and at the same time can fully show the detailed nodes and 3D view of to customers.

Project Features: This project is used for office building. The construction area is 869m², size is 12.5m*30.8m, and the height is 3.2m. The project is located on the Caribbean island of Jamaica, which is in the hurricane and earthquake zones, so it requires extremely high wind and earthquake resistance of the building. Through the communication with the local structural engineers, we finally determined the building load with the customer through the structural calculation. In order to avoid the use of wall support and affect the customer's use of the internal space, square steel column was used instead of H-beam in the whole building. Our engineers also made a lot of node optimization to create open space for the customer and facilitate the subsequent internal design and construction.

Drawing



The design of PTH are designed according to the customer's requirements and local building codes. After obtaining the local government's approval, the design can be further deepened after finally passing the local government's review.

Drawing



Front view
1:100

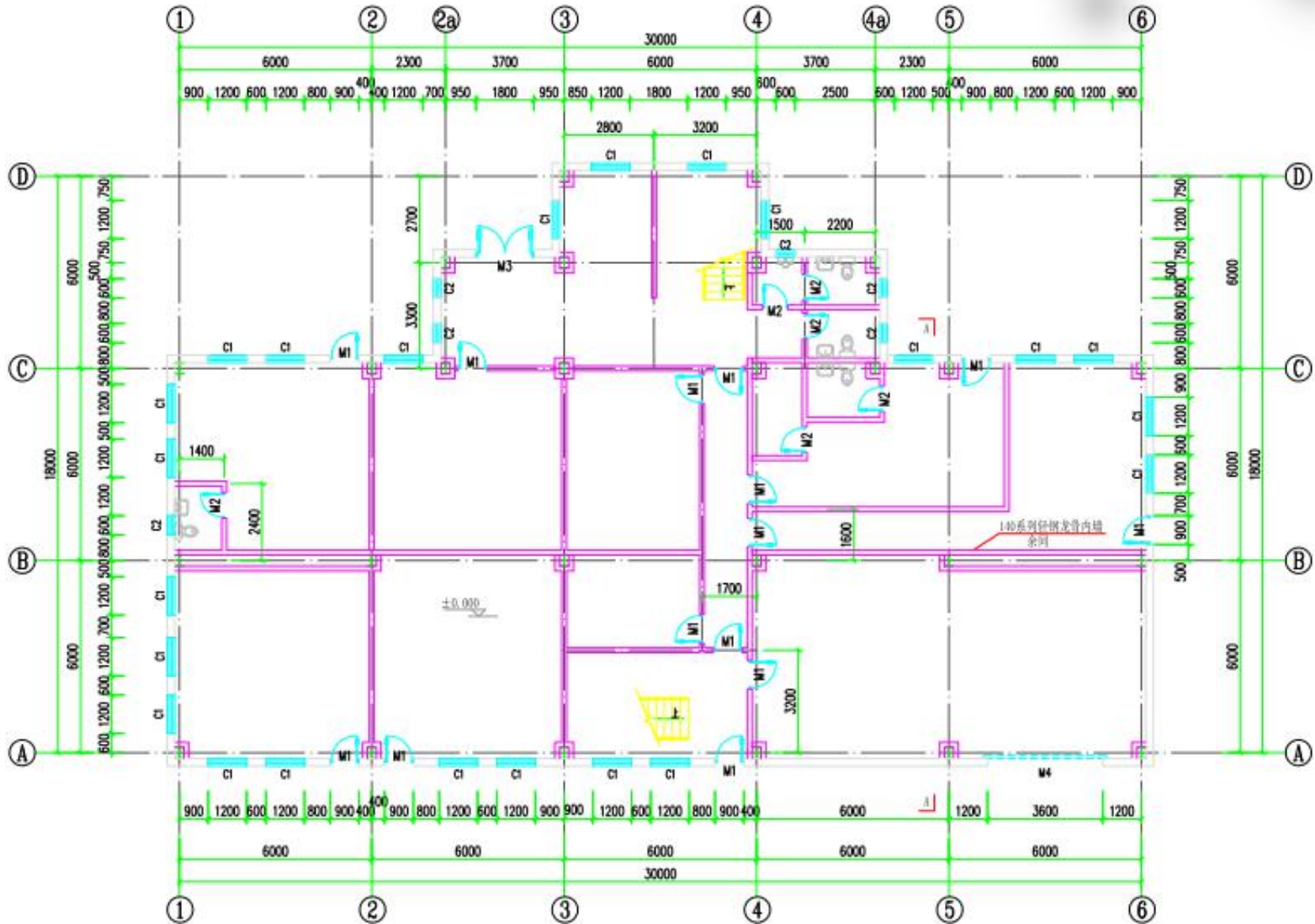


Rear view
1:100

Drawing



Drawing



Drawing



Production&Delivery



Purchase

PTH has a mature supply chain, includes raw materials, kitchen, bathroom accessories, household equipment and other facilities. PTH conducts quality assessment of suppliers every year, and rejects unqualified suppliers firmly to ensure the quality of goods.


Produce:

PTH has hundreds of fully automatic production lines, which can be combined with efficient production arrangements to provide a strong guarantee for timely delivery of orders.

PTH has a professional quality inspection team. Every product process will undergo strict quality inspection, and products that do not meet the quality standards will never be shipped.

Transport:

PTH has more than 10 years of international logistics experience, we can provide transportation routes, customs declarations, commodity inspections and other services, truly "door-to-door" products.



Production view

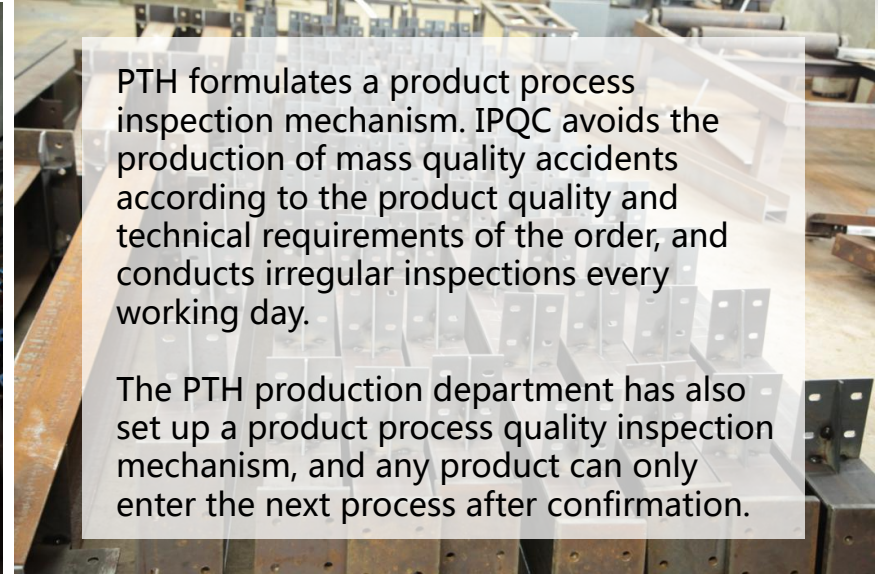



Quality is the core value and the foundation of the company's continuous development. PTH follows the ISO9000 quality system. From the beginning of raw material procurement, every link is strictly controlled.

After purchasing and supplying from the procurement department, the raw and auxiliary materials and outsourced products need to be inspected. ICQC conducts inspections according to the "Original and auxiliary material inspection standards" and confirms that the technical quality/information of the materials meets the requirements of the design specification GB. Upload quality documents and experiment reports to the ERP system.



Production view




PTH formulates a product process inspection mechanism. IPQC avoids the production of mass quality accidents according to the product quality and technical requirements of the order, and conducts irregular inspections every working day.

The PTH production department has also set up a product process quality inspection mechanism, and any product can only enter the next process after confirmation.



Packing&Delivery

PTH provide suitable solutions based on product structure characteristics/customer quality requirements. The steel structure parts are loaded by 3 pieces of 40HQ containers. To avoid damage during transportation, PTH adopts the unitized design of parts when packing, which effectively reduces the volume. The components are in independent small packages, so that it is easy to transport and install and save labor cost for client.



Installation



PTH will provide complete and detailed installation drawings for the products. Our professional team can provide installation video for the product, intuitively display the installation steps and installation details of the product. PTH has on-site installation guidance experience for dozens of projects such as Mozambique Light Steel Villa Resort, Chile Container Camp, etc. It can provide EPC construction services and technical guidance according to customer needs to ensure the smooth and safe construction of projects.



Installation



URL : www.pthhouse.com / www.putianhouse.com
E-mail : inquiry@putianhouse.com

Installation



Feedback



We use BIM to manage and operate the whole project. For the post-maintenance of the completed project, PTH can provide telephone consultation and guidance according to customers' requirements, or provide on-site maintenance and repair services according to customers' requirements.

The customer has received the product and the steel structure part is being built. The customer is satisfied with the material samples we sent, and we will continue to cooperate with PTH in the future.

